



The LS333 is a family of compact inground and wall recessed luminaires, designed and built with high performance in mind. All are available with a selection of cover plates to suit various installation types. An optional integral transformer and optional niche are available.

SPECIFICATIONS

Lamp Source	Halogen MR16 (GU5.3) 20 W max
IP Rating	IP68
Construction	316 marine grade stainless steel
Installation Types	<p>LS333A Direct burial (wall mount or inground) <i>Remote transformer required - order separately</i></p> <p>LS333AN Niche / pre-installation blackout (wall mount or inground) <i>Remote transformer required - order separately</i></p> <p>LS333ANI Niche / pre-installation blackout (wall mount or inground) <i>Supplied with integral transformer</i></p>
Static Load Rating	1850 kg
Impact Rating	IK7
Standard Inclusions	<p>Teflon coated cover screws</p> <p>MicroAntiLeach™ cable entry</p> <p>Thermal cutout</p> <p>Internal glare control louvre</p>
Ambient Operating Temperature	-20 °C to 40 °C
Warranty	10 year structural, 1 year electrical
Accessories <i>Order separately</i>	<p>LS629 Round wall cover</p> <p>LLLS Linear spreader lens</p> <p>LS643 - R/G/B/Y Dichroic colour filters</p>
Photometrics	Go to www.lumascope.com.au ▶ Technical Data ▶ Photometric Files

NOTE: Product specifications are subject to change without notice. Any luminaire can become hot - take care with appropriate use and placement.




LS333 Recessed Cover



LS333 Round Flush Cover

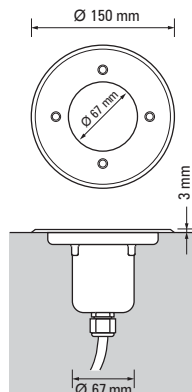


LS629 Round Wall Cover



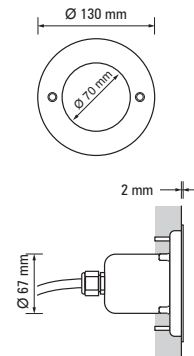
Recessed Cover

- SS316: Polished
- Copper: Polished-CFP



Round Flush Cover

- SS316: Polished-BS
- SS316: Brushed-BSB
- Copper: Polished-BC



Round Wall Cover

- SS316: Polished (LS629-S)
- SS316: Brushed (LS629-SB)
- Copper: Polished (LS629-C)

LS333A - Inground or Wall Mount (Remote Transformer)
 3 m **MicroAntiLeach™** cable

LS333AN Niche / Pre-Installation Concrete Blockout (Remote Transformer)
 3 m **MicroAntiLeach™** cable
 0.6 m armoured cable & junction box

LS333ANI Niche / Pre-Installation Concrete Blockout (Integral Transformer)
 3 m **MicroAntiLeach™** cable
 0.6 m armoured cable & junction box

CONFIGURE THIS PRODUCT >

Inground or Wall Mount

LS333 → A → [] → 1

SOURCE					COVER				CABLE ENTRY	
Lamp	Wattage	Voltage	Base	Code	Description	Material	Finish	Code	Description	Code
Halogen MR16	20 W	12 V AC ⁽¹⁾	GU5.3	A	Recessed cover	Stainless steel	Polished		3 m cable, MicroAntiLeach™	1
						Copper	Polished	CFP		
					Round flush cover	Stainless steel	Polished	BS		
							Brushed	BSB		
						Copper	Polished	BC		

⁽¹⁾ Requires remote transformer.

Round wall cover accessory requires recessed cover.

Niche

LS333 → AN → [] → []

SOURCE					COVER				CABLE ENTRY	
Lamp	Wattage	Voltage	Base	Code	Description	Material	Finish	Code	Description	Code
Halogen MR16	20 W	12 V AC ⁽¹⁾	GU5.3	AN	Recessed cover	Stainless steel	Polished		3 m cable, MicroAntiLeach™	1
						Copper	Polished	CFP	0.6 m armoured cable & J-box	2
					Round flush cover	Stainless steel	Polished	BS		
							Brushed	BSB		
						Copper	Polished	BC		

⁽¹⁾ Requires remote transformer.

Round wall cover accessory requires recessed cover.

Niche with Integral Transformer

LS333 → ANI → [] → []

SOURCE					COVER				CABLE ENTRY	
Lamp	Wattage	Voltage	Base	Code	Description	Material	Finish	Code	Description	Code
Halogen MR16	20 W	230-240 V AC, 50/60 Hz	GU5.3	ANI	Recessed cover	Stainless steel	Polished		3 m cable, MicroAntiLeach™	1
						Copper	Polished	CFP	0.6 m armoured cable & J-box	2
					Round flush cover	Stainless steel	Polished	BS		
							Brushed	BSB		
						Copper	Polished	BC		

Round wall cover accessory requires recessed cover.